


MONTHLY TREASURER'S REPORT
 BY BRANDY VICK, COUNTY TREASURER,
 JUNE 2024


	Beginning Balance	Revenues	Disbursements	Transfer In	Transfer Out	Ending Balance	Investments Redeemed	Investments Purchased	Demand Balance	Investment Balance	Total Deposits
Texpool Insurance	\$2,636,332.77	\$11,063.23	\$0.00	\$0.00	\$210,000.00	\$2,437,396.00	\$0.00	\$0.00	\$0.00	\$2,437,396.00	\$2,437,396.00
TexPool Available	\$86,896.92	\$400.17	\$0.00	\$5,090.05	\$0.00	\$92,387.14	\$0.00	\$0.00	\$0.00	\$92,387.14	\$92,387.14
TexPool Operating	\$26,712,203.93	\$115,912.01	\$0.00	\$0.00	\$700,000.00	\$26,128,115.94	\$0.00	\$0.00	\$0.00	\$26,128,115.94	\$26,128,115.94
TexPool Permanent	\$1,132,453.76	\$4,923.58	\$0.00	\$0.00	\$5,090.05	\$1,132,287.29	\$0.00	\$0.00	\$0.00	\$1,132,287.29	\$1,132,287.29
FNB Operating	\$1,609,576.68	\$1,211,470.60	\$1,159,981.07	\$700,000.00	\$623,347.83	\$1,737,718.38	\$0.00	\$0.00	\$1,737,718.38	\$0.00	\$1,737,718.38
FNB Payroll	\$6,861.63	\$5.05	\$600,305.70	\$600,305.70	\$0.00	\$6,866.68	\$0.00	\$0.00	\$6,866.68	\$0.00	\$6,866.68
FNB Insurance	\$58,176.12	\$17,685.10	\$266,947.80	\$233,042.13	\$0.00	\$41,955.55	\$0.00	\$0.00	\$41,955.55	\$0.00	\$41,955.55
FNB Available	\$7,245.55	\$324,026.66	\$0.00	\$0.56	\$0.00	\$331,272.77	\$0.00	\$0.00	\$331,272.77	\$0.00	\$331,272.77
FNB Permanent	\$6,141.80	\$0.52	\$0.00	\$0.00	\$0.56	\$6,141.76	\$0.00	\$0.00	\$6,141.76	\$0.00	\$6,141.76
FNB IRC/125	\$23,772.97	\$1.82	\$0.00	\$0.00	\$0.00	\$23,774.79	\$0.00	\$0.00	\$23,774.79	\$0.00	\$23,774.79
FNB Holding	\$567,735.36	\$43.55	\$0.00	\$0.00	\$0.00	\$567,778.91	\$0.00	\$0.00	\$567,778.91	\$0.00	\$567,778.91
FNB Water Grants	\$950.00	\$0.00	\$0.00	\$0.00	\$0.00	\$950.00	\$0.00	\$0.00	\$950.00	\$0.00	\$950.00
FNB Unclaimed	\$15,222.37	\$1.29	\$0.00	\$0.00	\$0.00	\$15,223.66	\$0.00	\$0.00	\$15,223.66	\$0.00	\$15,223.66
Totals	\$32,863,569.86	\$1,685,533.58	\$2,027,234.57	\$1,538,438.44	\$1,538,438.44	\$32,521,868.87	\$0.00	\$0.00	2,731,682.50	\$29,790,186.37	\$32,521,868.87


TOTAL INDEBTEDNESS

Investment Register on back


Submitted under the provision of the Local Government Code Section 114.026

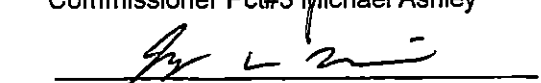

 County Judge, Todd Tettler


 Commissioner, Pct#1 Gene Dolle


 Commissioner, Pct#2 Dustin Nicholson


 Brandy Vick, County Treasurer


 Commissioner Pct#3 Michael Ashley


 Commissioner, Pct#4 Jay W. Miller

UPSHUR COUNTY INVESTMENT ACTIVITY

JUNE 2024

<u>ACCOUNT</u>	<u>AMOUNT</u>	<u>TRANSFERRED OUT</u>	<u>TRANSFERRED IN</u>	<u>EARNED INTEREST</u>
TexPool Operating	\$26,128,115.94			\$115,912.01
TexPool Insurance	\$2,437,396.00			\$11,063.23
TexPool Perm School	\$1,132,287.29	\$5,090.05		\$4,923.58
TexPool Avail School	\$92,387.14		\$5,090.05	\$400.17
FNB Avail	\$331,272.77			\$26.66
FNB Perm	\$6,141.76			\$0.52
FNB Holding	\$567,778.91			\$43.55
FNB Insurance	\$41,955.55			\$3.96
FNB Operating	\$1,737,718.38			\$164.05
TOTALS	\$32,475,053.74	\$5,090.05	\$5,090.05	\$132,537.73

UPSHUR COUNTY INVESTMENT ACTIVITY

JUNE 2024

<u>ACCOUNT</u>	<u>AMOUNT</u>	<u>TRANSFERRED OUT</u>	<u>TRANSFERRED IN</u>	<u>EARNED INTEREST</u>
TexPool Operating	\$26,128,115.94			\$115,912.01
TexPool Insurance	\$2,437,396.00			\$11,063.23
TexPool Perm School	\$1,132,287.29	\$5,090.05		\$4,923.58
TexPool Avail School	\$92,387.14		\$5,090.05	\$400.17
FNB Avail	\$331,272.77			\$26.66
FNB Perm	\$6,141.76			\$0.52
FNB Holding	\$567,778.91			\$43.55
FNB Insurance	\$41,955.55			\$3.96
FNB Operating	\$1,737,718.38			\$164.05
TOTALS	\$32,475,053.74	\$5,090.05	\$5,090.05	\$132,537.73

QUARTERLY TREASURER'S REPORT
 BY BRANDY VICK, COUNTY TREASURER
 APRIL MAY JUNE
 2024

	Beginning Balance	Revenues	Disbursements	Transfer In	Transfer Out	Ending Balance	Demand	Investments	Total
Texpool Insurance	\$2,832,106.12	\$35,287.88	\$0.00	\$0.00	\$430,000.00	\$2,437,396.00	\$0.00	\$2,437,396.00	\$2,437,396.00
Texpool Permanent	\$1,132,453.74	\$14,937.77	\$0.00	\$0.00	\$15,104.22	\$1,132,287.29	\$0.00	\$1,132,287.29	\$1,132,287.29
Texpool Operating	\$27,123,011.06	\$355,104.88	\$0.00	\$0.00	\$1,350,000.00	\$26,128,115.94	\$0.00	\$26,128,115.94	\$26,128,115.94
Texpool Available	\$438,812.65	\$3,470.27	\$0.00	\$15,104.22	\$365,000.00	\$92,387.14	\$0.00	\$92,387.14	\$92,387.14
FNB Operating	\$2,455,007.74	\$3,548,878.60	\$3,770,261.74	\$1,379,217.96	\$1,875,124.18	\$1,737,718.38	\$1,737,718.38	\$0.00	\$1,737,718.38
FNB Payroll	\$6,245.54	\$20.57	\$1,785,930.37	\$1,787,177.87	\$646.93	\$6,866.68	\$6,866.68	\$0.00	\$6,866.68
FNB Insurance	\$108,228.91	\$59,807.15	\$643,974.27	\$517,893.76	\$0.00	\$41,955.55	\$41,955.55	\$0.00	\$41,955.55
FNB Available	\$42,224.10	\$324,047.14	\$400,000.00	\$365,001.53	\$0.00	\$331,272.77	\$331,272.77	\$0.00	\$331,272.77
FNB Permanent	\$6,141.71	\$1.58	\$0.00	\$0.00	\$1.53	\$6,141.76	\$6,141.76	\$0.00	\$6,141.76
FNB IRC/125	\$23,768.87	\$5.92	\$0.00	\$0.00	\$0.00	\$23,774.79	\$23,774.79	\$0.00	\$23,774.79
FNB Holding	\$567,637.37	\$141.54	\$0.00	\$0.00	\$0.00	\$567,778.91	\$567,778.91	\$0.00	\$567,778.91
FNB Water Grants	\$950.00	\$0.00	\$0.00	\$0.00	\$0.00	\$950.00	\$0.00	\$0.00	\$0.00
FNB Unclaimed	\$15,167.20	\$3.91	\$0.00	\$52.55	\$0.00	\$15,223.66	\$15,223.66	\$0.00	\$15,223.66
Totals	\$34,751,757.01	\$4,341,707.21	\$6,600,166.38	\$4,064,447.89	\$4,035,876.86	\$32,521,868.87	\$2,730,732.50	\$29,790,186.37	\$32,520,918.87

TOTAL INDEBTEDNESS

\$0


Submitted under the provisions of the Local Government Section 114.026.

THE STATE OF TEXAS)
COUNTY OF UPSHUR)

BEFORE ME, the undersigned authority, on this day personally appeared BRANDY VICK, County Treasurer of Upshur County, who being by me duly sworn, upon oath, says that the within and foregoing report is true and correct.

Brandy Vick, County Treasurer

SWORN TO AND SUBSCRIBED before me this 31ST day of JULY, 2024



Terri Ross, County Clerk
County Court, Upshur County, Texas

BEFORE ME, Terri Ross, County Clerk, Upshur County, Texas, on this day personally appeared TODD TEFTELLER, County Judge; GENE DOLLE, Commissioner Precinct No. 1; DUSTIN NICHOLSON, Commissioner Precinct No. 2; MICHAEL ASHLEY, Commissioner Precinct No. 3; and JAY W. MILLER, Commissioner Precinct No. 4, who, after being duly sworn by me under their oath, said they have examined the foregoing County Treasurer's Report of Upshur County, Texas, and find the same to be correct to the best of their knowledge and belief.

Todd Tefteller
County Judge

Gene Dolle
Commissioner, Precinct No. 3

Dustin Nicholson
Commissioner, Precinct No. 1

Jay W. Miller
Commissioner, Precinct No. 4

Micah Ashley
Commissioner, Precinct No. 2

SUBSCRIBED AND SWORN TO Before me, this 31ST day of JULY, A.D. 2024.

County Clerk, Upshur County, Texas

Submitted under the provision of the Local Government Code Section 114.026.

QUARTERLY TREASURER'S REPORT
 BY BRANDY VICK, COUNTY TREASURER
 APRIL MAY JUNE
 2024

	Beginning Balance	Revenues	Disbursements	Transfer In	Transfer Out	Ending Balance	Demand	Investments	Total
Texpool Insurance	\$2,832,106.12	\$35,287.88	\$0.00	\$0.00	\$430,000.00	\$2,437,396.00	\$0.00	\$2,437,396.00	\$2,437,396.00
Texpool Permanent	\$1,132,453.74	\$14,937.77	\$0.00	\$0.00	\$15,104.22	\$1,132,287.29	\$0.00	\$1,132,287.29	\$1,132,287.29
Texpool Operating	\$27,123,011.06	\$355,104.88	\$0.00	\$0.00	\$1,350,000.00	\$26,128,115.94	\$0.00	\$26,128,115.94	\$26,128,115.94
Texpool Available	\$438,812.65	\$3,470.27	\$0.00	\$15,104.22	\$365,000.00	\$92,387.14	\$0.00	\$92,387.14	\$92,387.14
FNB Operating	\$2,455,007.74	\$3,548,878.60	\$3,770,261.74	\$1,379,217.96	\$1,875,124.18	\$1,737,718.38	\$1,737,718.38	\$0.00	\$1,737,718.38
FNB Payroll	\$6,245.54	\$20.57	\$1,785,930.37	\$1,787,177.87	\$646.93	\$6,866.68	\$6,866.68	\$0.00	\$6,866.68
FNB Insurance	\$108,228.91	\$59,807.15	\$643,974.27	\$517,893.76	\$0.00	\$41,955.55	\$41,955.55	\$0.00	\$41,955.55
FNB Available	\$42,224.10	\$324,047.14	\$400,000.00	\$365,001.53	\$0.00	\$331,272.77	\$331,272.77	\$0.00	\$331,272.77
FNB Permanent	\$6,141.71	\$1.58	\$0.00	\$0.00	\$1.53	\$6,141.76	\$6,141.76	\$0.00	\$6,141.76
FNB IRC/125	\$23,768.87	\$5.92	\$0.00	\$0.00	\$0.00	\$23,774.79	\$23,774.79	\$0.00	\$23,774.79
FNB Holding	\$567,637.37	\$141.54	\$0.00	\$0.00	\$0.00	\$567,778.91	\$567,778.91	\$0.00	\$567,778.91
FNB Water Grants	\$950.00	\$0.00	\$0.00	\$0.00	\$0.00	\$950.00	\$0.00	\$0.00	\$0.00
FNB Unclaimed	\$15,167.20	\$3.91	\$0.00	\$52.55	\$0.00	\$15,223.66	\$15,223.66	\$0.00	\$15,223.66
Totals	\$34,751,757.01	\$4,341,707.21	\$6,600,166.38	\$4,064,447.89	\$4,035,876.86	\$32,521,868.87	\$2,730,732.50	\$29,790,186.37	\$32,520,918.87

TOTAL INDEBTEDNESS

\$0

Submitted under the provisions of the Local Government Section 114.026.